

STEP 1

RECEIVE NOTIFICATION

You'll receive an email notification that you have been added to your high school team roster:

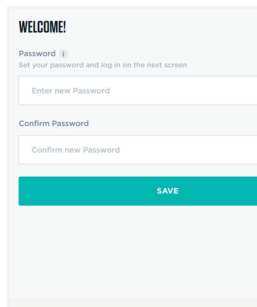
If you do not have a UTR account, you'll be asked to complete your UTR profile. Please follow step 2, 3 and 4.



STEP 2: If new to UTR

CREATE A PASSWORD

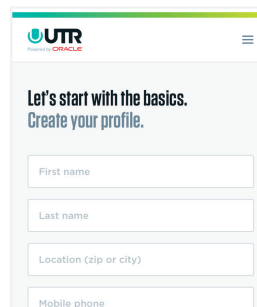
The link will take you to the UTR page where you'll be prompted to create a new password.



STEP 3: If new to UTR

COMPLETE YOUR PROFILE

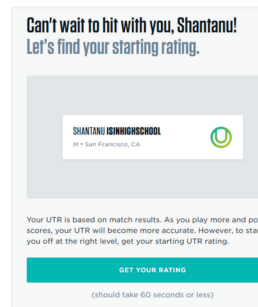
Complete your profile information and select the option to "Continue as a Player".



STEP 4: If new to UTR

GET RATED

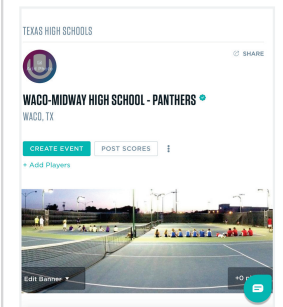
If you do not already have a rating, these next steps will take you through the self-rating process. You'll be prompted to answer a few questions so you can get your projected UTR.



STEP 5

YOU'RE IN!

You have now completed your player profile and you are all set to track your UTR and your high school team. Congratulations!



Congratulations! You're now a member of your team's club on UTR. Questions? Visit support.myutr.com